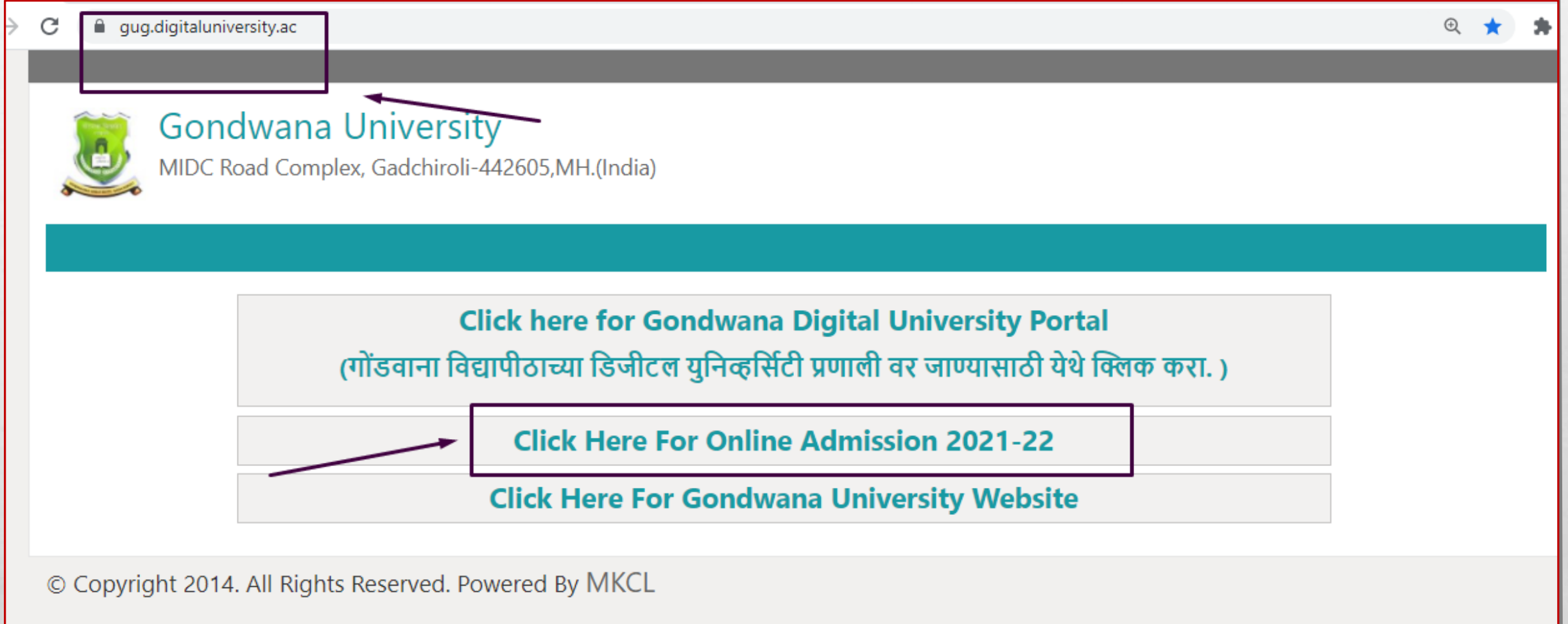


ONLINE ADMISSION 2021-22

GONDWANA UNIVERSITY




- Go to University Portal : <https://gug.digitaluniversity.ac> , Click on Online Admission 2021-22



The screenshot shows a web browser window with the URL gug.digitaluniversity.ac in the address bar. The page header includes the Gondwana University logo and name, along with the address: MIDC Road Complex, Gadchiroli-442605, MH.(India). The main content area features three buttons: "Click here for Gondwana Digital University Portal (गोंडवाना विद्यापीठाच्या डिजीटल युनिव्हर्सिटी प्रणाली वर जाण्यासाठी येथे क्लिक करा.)", "Click Here For Online Admission 2021-22", and "Click Here For Gondwana University Website". The "Click Here For Online Admission 2021-22" button is highlighted with a red box and an arrow. The footer contains the text: © Copyright 2014. All Rights Reserved. Powered By MKCL.

- Admission Link : <https://gugoa2021-22.digitaluniversity.ac> , Click on Register


← → ↻ 🌐 <https://gugoa2021-22.digitaluniversity.ac>


 **GONDWANA UNIVERSITY**
MIDC Road Complex, Gadchiroli-442605,MH.(India)

LOGIN SCHEDULE

I am a New Admission seeker in this University.
ह्या विद्यापीठात मी पहिल्यांदाच प्रवेश घेत आहे.

i Students NOT HAVING 16 Digit PRN have TO click ON "Register" button below. AFTER successful registration, LOG ON WITH registered username AND password. १६ अंकी PRN नसलेल्या विद्यार्थ्यांनी "रजिस्टर" "Register" बटनवर क्लिक करावे." यशस्वीरीत्या नोंदणी झाल्यावर युझरनेम व पासवर्ड टाकून लॉगिन करावे.

 SUSHILB



[Forgot Password ?](#) | [Validate Registration](#)

Login Register

- Fill details with mobile no and email

New Registration

First Name*

ANIL

Last Name / Surname*

TIWARI

Relation Type*

Son Daughter Wife

Father's First Name*

RAJESH

Mother's First Name*

ANITA

Date of Birth*

 07/02/2003

Gender*

Male Female Transgender

Mobile Number*

8 2 0 8 7 1 9 0 3 3

Confirm Mobile Number*

8 2 0 8 7 1 9 0 3 3

Email ID*

sushilb@mkcl.org

- Proceed for Registration and click on Agree for disclaimer

Disclaimer ✕

Please ensure that you have following information, required for application, ready in your hand before you proceed.

- ✓ I have soft copy of my passport size colour photograph (scanned with min.72 to max.150 dpi, [click here](#) for acceptable photograph guide).
- ✓ I have my own valid email ID.
- ✓ I have Proof of Date of Birth (D.O.B.) (Aadhar Card, PAN card, School Leaving, Driving License)
- ✓ I have Caste Certificate / Caste validity certificate / Non Creamy Layer for Backward Class.
- ✓ I have mark-sheet/passing certificate for qualifying exam.
- ✓ I have Gazette Notification (if name on documents are different than the name in which you want to apply)
- ✓ **I confirm that I am in valid possession of above mentioned documents and I have read the prospects of academic program and I have satisfied myself that I am eligible for the said program.**
- ✓ I am submitting all the above which may include other personally identifiable information, voluntarily. I am fully aware that Colleges, University, Government, their associated agencies (MKCL) and their employees will use this information for Academic, Administrative, Research, Internal Quality Audits and Legal purposes and I am authorizing them for the same.

I authorize University to send text messages to my cell phone from time to time to convey academic and administrative information.

I have read the prospectus and rules about admission, thus clicking the below 'Agree' button.

- **Verify Mobile No with OTP received on Registered Mobile No.**

Dear ANIL TIWARI

✘ Your Mobile OTP verification is pending. Kindly click on "Validate Your Registration" link to verify Mobile OTP.

Please enter your User Name and One Time Password mentioned in SMS to Validate Your Registration

OTP has been sent on Mobile No. : 8208719033

User Name

D21BC0000006

One Time Password

198564

Verify

Resend OTP

- **Set your new password**

Dear ANIL TIWARI

Please enter new password and confirm password.

New Password

.....

Confirm Password

.....|

Set Password

- Login with new password

Password Saved Successfully

I am a New Admission seeker in this University.

ह्या विद्यापीठात मी पहिल्यांदाच प्रवेश घेत आहे.

i Students NOT HAVING 16 Digit PRN have TO click ON "Register" button below. AFTER successful registration, LOG ON WITH registered username AND password. १६ अंकी PRN नसलेल्या विद्यार्थ्यांनी "रजिस्टर" "Register" बटनवर क्लिक करावे." यशस्वीरीत्या नोंदणी झाल्यावर युझरनेम व पासवर्ड टाकून लॉगिन करावे.



D21BC0000006




.....

[Forgot Password ?](#) | [Validate Registration](#)


Login


Register


- **Fill all profile**


 **Welcome ANIL !**


i Please check your profile details once again by clicking on each section before you click on “Profile Confirmation and Apply Online” button on succeeding screens. You will not be able to modify any part of profile (Profile will be locked) once you have applied. ✕


 **Photo Sign** ✕

 **Reservation** ✕

 **Education** ✕

 **Address** ✕


 **Personal** ✕

 **Contact** ✕

🔔 Online Application Instructions

1. You can apply online only after the completion and confirmation of Profile.
2. You can apply for multiple courses in multiple colleges through single login.
3. While applying, if any qualification details are missing, then it may be filled from the Last Qualification screen, even after profile confirmation.
4. Please be careful while applying, once admission gets confirmed in one college you cannot then seek admission in another college in same course.

🔔 Profile Progress




Fill Profile

- Upload Photograph and Signature

The screenshot shows a web interface for uploading a photograph and signature. At the top, there is a navigation menu with a hamburger icon and the title "Upload Photograph and Signature". Below the title, there are two radio buttons: "Photograph" (selected) and "Signature". To the right of these are three blue buttons: "Browse" (labeled with a red arrow and the number 1), "Crop" (labeled with a red arrow and the number 3), and "Upload" (labeled with a red arrow and the number 4). Below the buttons is a large image of a man's face, which is the photograph being uploaded. A red arrow labeled with the number 2 points to the bottom right corner of this image. To the right of the main interface is a "Photo & Sign Preview" section. It contains two columns: "Photograph" and "Signature". The "Photograph" column shows a placeholder image with the text "Photo Not Available". The "Signature" column shows a placeholder with the text "Signature Not Available". Below these columns is a green "Proceed" button. At the bottom of the interface, there is a red text note: "I have soft copy of my passport size colour photog (scanned with min.72 to max.150 dpi, [click here](#) acceptable photograph guide)."

- **Click on Proceed**



 **Upload Photograph and Signature**

Signature uploaded successfully ! Now upload photograph. ✕

Photograph Signature


Browse **Crop** **Upload**

Photo & Sign Preview

Photograph	Signature
	
<p>Proceed</p>	

I have soft copy of my passport size colour photograph (scanned with min.72 to max.150 dpi, [click here](#) for

- Fill Reservation Details



Reservation Details

i You can select multiple Social Reservations.

Social Reservation

Category*

Sub Category*

Application Under Category*


Specially Abled Details

Specially Abled

- **Fill Occupation Details**

Occupation Details

Are you Employed or Self-Employed?

 [Tick / Select the Check-box, if YES]

Occupation of Guardian*

Professional

Annual Income of Guardian

700000

Is Guardian from EBC (Economic Backward Class)

Students whose family income is below defined limit, fall under EBC category. The EBC certificate issued by the competent authority is mandatory.

Extra Curricular Activity

Activity

--- Select Activity Type ---

Activity Name/Details

ACTIVITY NAME

Participation Levels


--- Select Participation Level ---


Secured Rank






--- Select Secured Rank ---

+ Add Activity


- Add Educational (SSC and HSC) Details and Certificate if any

 **Education Details**

 Click on Qualifications to fill details.

Qualification	Board/University	Faculty/College Name	Passing Date	Marks/Out Of	CGPA	Edit	Delete
 SSC/Std 10th							
 HSC/Std 12th							
 Certificate							
 Diploma							
 Graduate/Post Graduate							

- Fill SSC Details



SSC Details

Board* Indian Foreign

Select State*

Select Board*

School / College Name*

Date of Passing*

Roll No / Seat No*

Marksheet No*

If your result has Grades or Marks* Marks Grades

Total Marks Obtained* Out Of*

Percentage 66.67 %

- Add Other Educational Details also



Education Details


SSC Qualification saved successfully!



i Click on Qualifications to fill details.

Qualification	Board/University	Faculty/College Name	Passing Date	Marks/Out Of	CGPA	Edit	Delete
SSC/Std 10th							
SSC/Std 10th	MAHARASHTRA STATE BOARD OF SECONDARY AND HIGHER SECONDARY EDUCATION	SHIVAJI	March 2016	500 / 750	-		
Add	HSC/Std 12th						
Add	Certificate						

- Add Address Details



Address Details

Correspondence

Enter C/O/Flat No/ Building Name/House Number/House Name/Block No*

E.G., C1 703 Or Block B1 Or Shanti Niwas

Enter Street Name/Area Name/Colony Name/Society Name/Ward Name*

E.G., Sinhagad Road Or Dhayari

Enter Village name

E.G., Wadgaon Or Pimpri

Landmark

E.G., Near Muktai Garden

Location Area*

Rural Semiurban Urban Metropolitan Tribal

Select Country*

India

Select State*

Maharashtra

Select District*

---Select---

Tehsil/Taluka*

- Click on checkbox if Permanent and Corresponding address is same

Select State*

Select District*

Tehsil/Taluka*

City*

Pin Code*

Is permanent address same as address for correspondence (Present Address)
 [Tick / Select the Check-box, if YES]

Permanent


Enter C/O/Flat No/ Building Name/House
Number/House Name/Block No

E.G., C1 703 Or Block B1 Or Shanti Niwas

Enter Street Name/Area Name/Colony
Name/Society Name/Ward Name



E.G., Sinhagad Road Or Dhayari

- **Fill Personal Details Carefully**

**Personal Details**

Address saved successfully

Applicant Name	Last Name*	First Name*
	<input type="text" value="TIWARI"/>	<input type="text" value="ANIL"/>
Relation Type*	<input checked="" type="radio"/> Son <input type="radio"/> Daughter <input type="radio"/> Wife	
Father's First Name*	<input type="text" value="RAJESH"/>	
Father's Name in Regional Language	<input type="text" value="RAJESH"/>	
Mother's First Name*	<input type="text" value="ANITA"/>	
Mother's Name in Regional Language	<input type="text"/>	



- **Fill Your Father and Mother Name in Regional Language(Marathi)**

Father's First Name*

RAJESH

Father's Name in Regional Language

राजेश

Mother's First Name*

ANITA

Mother's Name in Regional Language

अनिता

Please provide correct and exact name below. The same shall be appeared further on all statement of Marks and Convocation Certificate.

Applicant's Name on Statement of
Marks/ Leaving Certificate*

TIWARI ANIL RAJESH

Name in Regional Language*

तिवारी अनिल राजेश

Is your name changed after Passing qualifying examination?

- Enter your Aadhar no, Pan Card no if available

Nominee Name

NOMINEE NAME

Nominee Date of Birth

Nominee Relation with Student

--Select--

Other Details

Reference No. (Old PRN)

Do you have Aadhaar Number?

Yes No

Aadhaar Number

AADHAR Number is mandatory for availing the benefit of various Government schemes, so ensure the CORRECTNESS of AADHAR.

Is your name registered in voter list? *

Yes No

Voter ID

PAN Card Number

Max Qualification in family

Blood Group

- Fill Contact Details with Whatsapp no


☰ Contact Details

Personal Details saved successfully! ×

Student Contact Details Parent's Contact Details

Mobile Number*	<input type="text" value="8208719033"/>	Parent's/Guardian's Mobile Number	<input type="text" value="Parent's/Guardian's Mobile Numbe"/>
	Is this WhatsApp number <input type="radio"/> Yes <input type="radio"/> No		Is this WhatsApp number <input type="radio"/> Yes <input type="radio"/> No
Email ID*	<input type="text" value="sushilb@mkcl.org"/>	Parent's/Guardian's Email ID	<input type="text" value="Parent's/Guardian's Email ID"/>
Alternate Mobile Number	<input type="text" value="Alternate Mobile Number"/>		
	Is this WhatsApp number <input type="radio"/> Yes <input type="radio"/> No		
Alternate Email ID	<input type="text" value="Alternate Email ID"/>		
Area STD Code - Phone	<input type="text" value="Code"/>	<input type="text" value="Landline"/>	

- Once filled all details, click on Confirm Profile

 Welcome ANIL !

i Please check your profile details once again by clicking on each section before you click on “Profile Confirmation and Apply Online” button on succeeding screens. You will not be able to modify any part of profile (Profile will be locked) once you have applied. ×







Photo Sign




Reservation



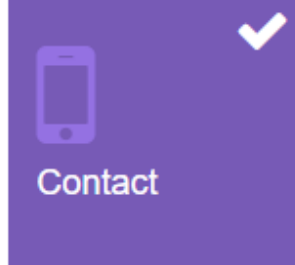
Education



Address



Personal




Contact

Online Application Instructions


1. You can apply online only after the completion and confirmation of Profile.
2. You can apply for multiple courses in multiple colleges through single login.
3. While applying, if any qualification details are missing, then it may be filled from the Last Qualification screen, even after profile confirmation.
4. Please be careful while applying, once admission gets confirmed in one college you cannot then seek admission in another college in same course.

Profile Progress




[Confirm Profile Details](#)

- Check all profile details and then Confirm Profile and Apply Online



Profile Summary

 Click on DASHBOARD Link and select respective Icon to edit any details x


Personal	✓
Contact	✓
Address	✓
Reservation	✓
Education	✓


Qualification	Board/University	Institute	Marks/Out Of	CGPA	Passing Date
SSC/Std 10th	MAHARASHTRA STATE BOARD OF SECONDARY AND HIGHER SECONDARY EDUCATION	SHIVAJI	500 / 750	-	March 2016
HSC/Std 12th [Science]	MAHARASHTRA STATE BOARD OF SECONDARY AND HIGHER SECONDARY EDUCATION	SHIVAJI	616 / 700	-	February 2019



I confirm that I have checked my Personal, Contact, Address, Social, Education details and it is correctly filled by me.

Confirm Profile And Apply Online

- Select course/program and click on Apply button

 **Apply Online**

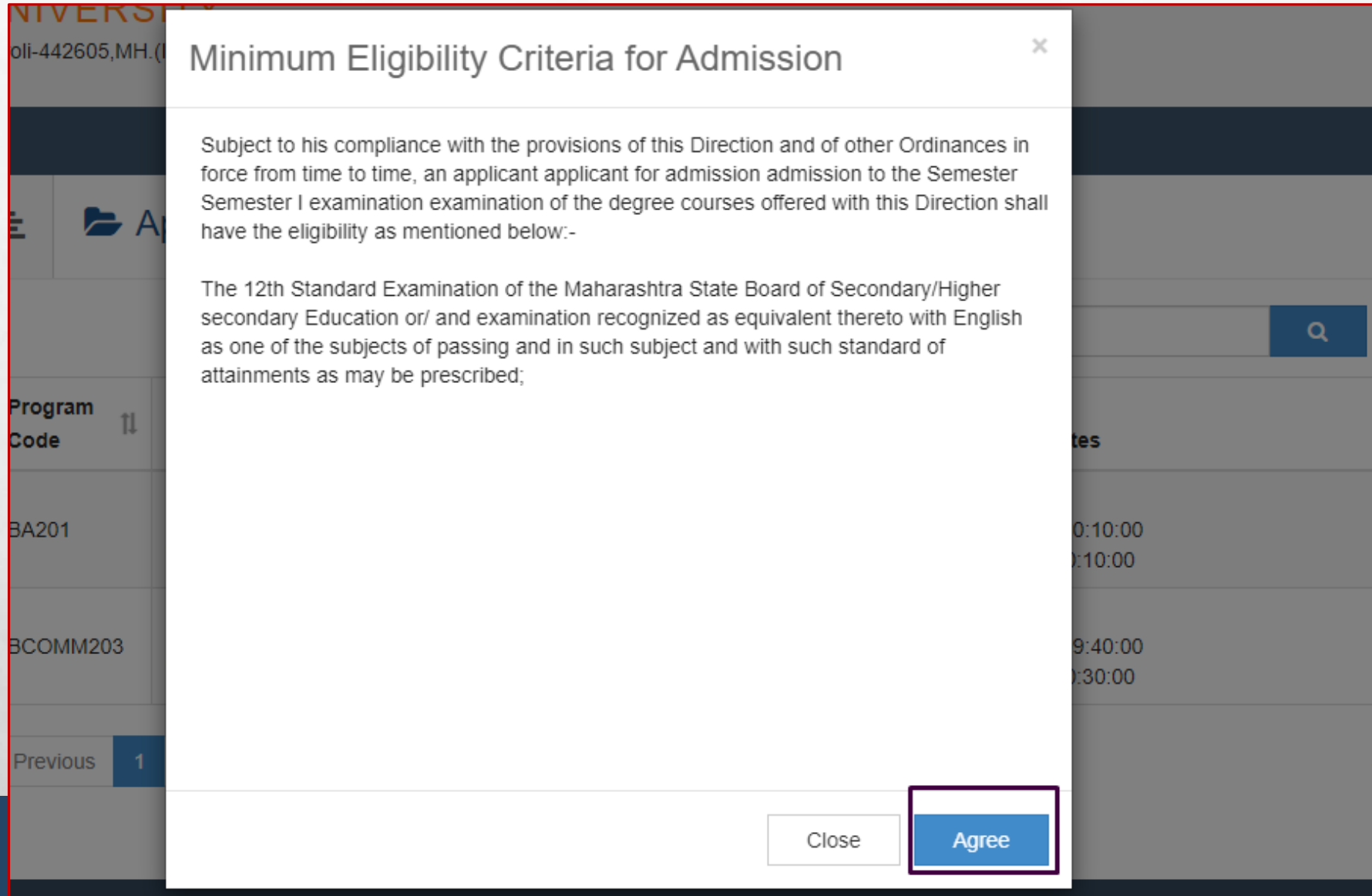
? 

Program Code	Program Name (Faculty/College)	Application/Payment dates	Apply
BA201	B.A.(with Credits) - Regular - CBCS Pattern - FY B.A. SEM I (Faculty of Humanities)	--- Application Dates --- Start Date : 02/08/2021 10:10:00 End Date : 04/08/2021 10:10:00	
BCOMM203	B.COM.(with Credits) - Regular - CBCS Pattern - FY B.COM. SEM I (Faculty of Commerce and Management)	--- Application Dates --- Start Date : 02/08/2021 09:40:00 End Date : 04/08/2021 10:30:00	

Previous 1 Next

Showing 1 to 2 of 2 entries

- **Read Eligibility Criteria of course carefully and Click on Agree button**



Minimum Eligibility Criteria for Admission ✕

Subject to his compliance with the provisions of this Direction and of other Ordinances in force from time to time, an applicant applicant for admission admission to the Semester Semester I examination examination of the degree courses offered with this Direction shall have the eligibility as mentioned below:-

The 12th Standard Examination of the Maharashtra State Board of Secondary/Higher secondary Education or/ and examination recognized as equivalent thereto with English as one of the subjects of passing and in such subject and with such standard of attainments as may be prescribed;

Close **Agree**

The background shows a table with columns for Program Code, Dates, and a search icon. Visible program codes include BA201 and BCOMM203. A 'Previous' button with the number '1' is also visible.

- Select Last Qualifying Exam and Submit



Last Qualifying Exam

Program Name [Code] B.A.(with Credits) - Regular - CBCS Pattern - FY B.A. SEM I [BA201]

+Add Qualification


	Qualification	Passing Date	Board/University	Marks	Out Of	CGPA	Percentage
<input type="radio"/>	SSC/Std 10th	March 2016	MAHARASHTRA STATE BOARD OF SECONDARY AND HIGHER SECONDARY EDUCATION	500	750	-	66.67
<input checked="" type="radio"/>	HSC/Std 12th [Science]	February 2019	MAHARASHTRA STATE BOARD OF SECONDARY AND HIGHER SECONDARY EDUCATION	616	700	-	88.00

Submit

- Select College where you want to take the admission

District	Tehsil	City	College Name	College Code	Select
Gadchiroli	Gadchiroli	Gadchiroli	Shivaji Mahavidyalaya, Gadchiroli	003	Select
Gadchiroli	Gadchiroli	Gadchiroli	Mahila Mahavidhalaya, Gadchiroli	005	Select
Gadchiroli	Dhanora	Gadchiroli	Shri Jivanrao Sitaram Patil Munghate Arts, Comm. & Sci. College Dhanora	010	Select
Gadchiroli	Chamorshi	Chamorshi	Karmavir Dadasaheb Deotale Mahavidyaiaya	011	Select
Gadchiroli	Etapalli	Etapalli	BHAGWANTRAO ARTS & SCIENCE COLLEGE, ETAPALLI	012	Select
Gadchiroli	Aheri	Gadchiroli	Raje Dharmrao College Allapalli	013	Select
Gadchiroli	Aheri	Aheri	Shri Shankarrao Bezlwar Arts & commerce college, Aheri	014	Select
Gadchiroli	Sironcha	Sironcha	Bhagwantrao Arts College	018	Select

- You can search the college with College Name or College Code

 **List of College**

Last Qualification saved successfully! ✕

Program Name [Code] B.A.(with Credits) - Regular - CBCS Pattern - FY B.A. SEM I [BA201]


- Select Study Center in which you would like to apply for the selected Program.You can apply to multiple study centers and generate seperate application forms. .
- Below displayed study centers are shown from the city of your residence. If you want to apply to the study centers other than your residence city, then use the Search Filter.

?

Q Search Filter ▾

District ⇅	Tehsil ⇅	City ⇅	College Name ⇅	College Code ⇅	Select
Chandrapur	Brahmapuri	Chandrapur	NEVJABAI HITKARINI COLLEGE BRAMHAPURI	328	Select

- Choose the Papers carefully

Course Selection

Program Name [Code] B.A.(with Credits) - Regular - CBCS Pattern - FY B.A. SEM I
College Name [Code] NEVJABAI HITKARINI COLLEGE BRAMHAPURI 328

Medium of Instruction English Marathi Hindi

Minimum 6 Course(s) & Maximum 6 Course(s) should be Selected

COMPULSORY Minimum:1 Maximum: 1 [If Applicable]


[101] COMPULSORY ENGLISH

OPTIONAL GROUP 1 Minimum:1 Maximum: 1 [If Applicable]

[102] MARATHI

[103] HINDI

- Choose the Papers for Semester II also carefully

 **Course Summary**

Courses saved successfully!

Program Name [Code] B.A.(with Credits) - Regular - CBCS Pattern - FY B.A. SEM I [BA201]
College Name [Code] NEVJABAI HITKARINI COLLEGE BRAMHAPURI 328

SEM I

COMPULSORY	101 - COMPULSORY ENGLISH
OPTIONAL GROUP 1	102 - MARATHI
OPTIONAL GROUP 2	105 - ENGLISH LITERTURE
OPTIONAL GROUP 2	106 - SOCIOLOGY
OPTIONAL GROUP 2	107 - PSYCHOLOGY
OPTIONAL GROUP 3	124 - ENVIRONMENTAL STUDIES

SEM II

Add Next Term Course

Proceed

- Check Sem I and Sem II papers and then proceed

luniversity.ac/Paper

[202] MARATHI
 [203] HINDI
 [204] PALI


OPTIONAL GROUP

[205] ENGLISH LITERTURE
 [206] SOCIOLOGY
 [207] PSYCHOLOGY
 [208] POLITICAL SCIENCE
 [209] NCC (MILITARY SCIENCE)
 [210] COMMUNICATIVE ENGLISH
 [211] SUPPLEMENTRY ENGLISH

gugoa2021.digitaluniversity.ac says
You have not opted following Paper(s).
108-POLITICAL SCIENCE
In [BACHELOR OF ARTS]
Hence you cannot opt selected Paper
208-POLITICAL SCIENCE

OK

- Choose the required or relevant documents

Documents/Certificates Submitting with Application Form

Program Name [Code] B.A.(with Credits) - Regular - CBCS Pattern - FY B.A. SEM I [BA201]
College Name [Code] NEVJABAI HITKARINI COLLEGE BRAMHAPURI 328

Required Documents

You will have to submit following documents


Document
<input checked="" type="checkbox"/> Passing Certificate of Std 12th / Statement of Marks of Std 12th.

Additional Documents

Along with the above mentioned documents you can also upload any/all of the following documents (as and when applicable)

Document
<input type="checkbox"/> Certificate for Physically Challenged.
<input type="checkbox"/> Original Migration Certificate
<input type="checkbox"/> Statement of Marks of Std 10th







- After completion of application, you can print the application form

 **Application Status**


CONGRATULATIONS! You have successfully completed the application. Please Note your APPLICATION FORM no:11. ✕

i If you want to apply for another college with same course, just click on DASHBOARD link then APPLY ONLINE button and proceed further. ✕
i If you want to apply for another course, just click on DASHBOARD link then APPLY ONLINE button and proceed further.

List of Application

Form No.	Program	Date	Status	Application Fee Payment	Admission Fee Payment	Print Application Form	Print Admission Form	Edit Document	Cancel
11	B.A.(with Credits)-Regular-CBCS Pattern-FY B.A.-SEM I	03-08-2021	Completed						


- But before that, you have to submit your feedback on the Online Application Process

Feedback

1 . Rate your experience about Online application from filling process?

2 . Need to improve the Online Application process?

3 . : How do you find instant SMS / e-mail service with online application?



Save And Proceed

- Then you will get the e-Suvidha Ticket



Welcome Kit

i Your e-Suvidha Ticket will be printed only once during your first application only. Kindly preserve your e-Suvidha Ticket with you for future reference.
तुमचे ई-सुविधा तिकीट तुम्ही जेव्हा पहिल्यांदा अर्ज कराल फक्त तेव्हाच प्रिंट होईल. तुमचे ई-सुविधा तिकीट तुमचा भविष्यातील संदर्भाकरिता जपून ठेवा.

i You will have to follow the following steps for successfully printing your application form.
तुमचा अर्ज यशस्वीरित्या प्रिंट करण्यासाठी खालील कृती अवलंबा.

Step-1: Print your e-Suvidha Ticket.
तुमचे ई-सुविधा तिकीट प्रिंट करा.

Step-2: Enter the code number printed on your e-Suvidha Ticket for one time verification.
तुमचा ई-सुविधा तिकीटवर प्रिंट केलेला कोड नंबर एक वेळच्या पडताळणी साठी द्या.

Print your e-Suvidha Ticket

- e-Suvidha ticket includes your Login Id details for future reference.

eSuvidha Ticket

Preserve your eSuvidha ticket as it contains confidential information



Gondwana University
MIDC Road Complex, Gadchiroli-442605,MH.(India)



Full Name: TIWARI ANIL RAJESH

Login ID: D21BC0000006

Date: 03 August 2021

Verification Code: 422e


Congratulations!!

You have successfully created your eSuvidha account

Now you can experience the world class online services through eS

Personal services in my eSuvidha login

- Type the verification code mentioned on ticket here and verify

Welcome Kit

i Your e-Suvidha Ticket will be printed only once during your first application only. Kindly preserve your e-Suvidha Ticket with you for future reference.
तुमचे ई-सुविधा तिकीट तुम्ही जेव्हा पहिल्यांदा अर्ज कराल फक्त तेव्हाच प्रिंट होईल. तुमचे ई-सुविधा तिकीट तुमचा भविष्यातील संदर्भाकरिता जपून ठेवा.

i You will have to follow the following steps for successfully printing your application form.
तुमचा अर्ज यशस्वीरित्या प्रिंट करण्यासाठी खालील कृती अवलंबा.

Step-1: Print your e-Suvidha Ticket.
तुमचे ई-सुविधा तिकीट प्रिंट करा.

Step-2: Enter the code number printed on your e-Suvidha Ticket for one time verification.
तुमचा ई-सुविधा तिकीटवर प्रिंट केलेला कोड नंबर एक वेळच्या पडताळणी साठी द्या.

[Print your e-Suvidha Ticket](#)

Please enter the verification-code printed on your e-Suvidha Ticket

[Verify & Print your Application form](#)

- Click on Print Application



Print Application

Back

Print Application



NEVJABAI HITKARINI COLLEGE BRAMHAPURI (328)
AT PO BRAMHAPURI TA BRAMHAPURI DIST CHANDRAPUR 441206 Brahmapuri
Gondwana University
MIDC Road Complex, Gadchiroli-442605,MH.(India)
Academic Year: 2021-2022
APPLICATION FORM

Application No :
11
Regular



Course Applied for : B.A.(with Credits) - Regular - CBCS Pattern - FY B.A. SEM I (BA201)

PRN:

Application Date : 03/08/2021

Payment Category :

Exam Center Name [Code] : - [-]

1. Personal Information

Candidate's Name(Regional) :

तिवारी अनिल राजेश

Candidate's Name as printed on School leaving/Passing Certificate :

TIWARI ANIL RAJESH
 [*This name will appear on all University records/documents]

Father's/Husband's Name :

RAJESH TIWARI

Mother's Name :

ANITA

Marital Status :

UnMarried

Mother Tongue :

Marathi

Place Of Birth : Gadchiroli

Gender : Male

Date of Birth (DD/MM/YYYY) : 07/02/2003

Blood Group :

Religion : Hindu

Country of Citizenship : India


Height : Not Available

Weight : Not Available

Hemoglobin : Not Available









- You can edit the document selection or even cancel the application if required


 **Application Status**

i If you want to apply for another college with same course, just click on DASHBOARD link then APPLY ONLINE button and proceed further.

i If you want to apply for another course, just click on DASHBOARD link then APPLY ONLINE button and proceed further.

List of Application


Form No.	Program	Date	Status	Application Fee Payment	Admission Fee Payment	Print Application Form	Print Admission Form	Edit Document	Cancel
11	B.A.(with Credits)-Regular-CBCS Pattern-FY B.A.-SEM I	03-08-2021	Completed						



- You can Apply for the Multiple Colleges if you want

District	Tehsil	City	College Name	College Code	Select
Gadchiroli	Gadchiroli	Gadchiroli	Shivaji Mahavidyalaya, Gadchiroli	003	Select
Gadchiroli	Gadchiroli	Gadchiroli	Mahila Mahavidhalaya, Gadchiroli	005	Select
Gadchiroli	Dhanora	Gadchiroli	Shri Jivanrao Sitaram Patil Munghate Arts, Comm. & Sci. College Dhanora	010	Select
Gadchiroli	Chamorshi	Chamorshi	Karmavir Dadasaheb Deotale Mahavidyaiaya	011	Select
Gadchiroli	Etapalli	Etapalli	BHAGWANTRAO ARTS & SCIENCE COLLEGE, ETAPALLI	012	Select
Gadchiroli	Aheri	Gadchiroli	Raje Dharmrao College Allapalli	013	Select
Gadchiroli	Aheri	Aheri	Shri Shankarrao Bezlwar Arts & commerce college, Aheri	014	Select



















- You can Apply for the multiple courses if you required or eligible.

 **Application Status**

CONGRATULATIONS! You have successfully completed the application. Please Note your APPLICATION FORM no:14. ✕

i If you want to apply for another college with same course, just click on DASHBOARD link then APPLY ONLINE button and proceed further. ✕
i If you want to apply for another course, just click on DASHBOARD link then APPLY ONLINE button and proceed further.

List of Application

Form No.	Program	Date	Status	Application Fee Payment	Admission Fee Payment	Print Application Form	Print Admission Form	Edit Document	Cancel
11	B.A.(with Credits)-Regular-CBCS Pattern-FY B.A.-SEM I	03-08-2021	Completed						
13	B.A.(with Credits)-Regular-CBCS Pattern-FY B.A.-SEM I	03-08-2021	Completed						
14	B.COM.(with Credits)-Regular-CBCS Pattern-FY B.COM.-SEM I	03-08-2021	Completed						

CONTACT TO COLLEGE

**CONTACT TO COLLEGE WHERE YOU WANT TO CONFIRM THE ADMISSION
FOR FURTHER PROCESS**



THANK YOU

